

This communication board uses symbols to share wants, needs, and thoughts, assisting individuals with communication challenges.

An example; first, we are going to the sensory garden, next the playground, then the cafe.

Ways to use communication boards:

1. Point to symbols to convey messages.
2. Speak while pointing to assist board users.
3. Read words aloud while pointing, allowing partners to respond with "yes" or "no."
4. Encourage others to support communication difficulties by using the board.

Communication Board

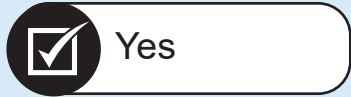
Wilson Botanic Park Berwick

FIRST

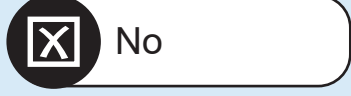
NEXT

THEN

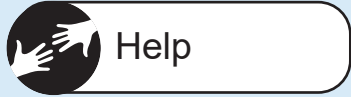
August 2023 V1



Yes



No



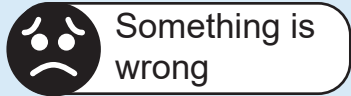
Help



Where is?



I want



Something is wrong

Drinking Fountain



First Aid



Rest



Toilet




Visitor Centre



Amphitheatre



Animals



BBQ



Bird Hide



Cafe



Dome



Hoo Hoo Tower



Lake



Lower Shelter



Upper Shelter



Picnic



Playground



Rose Garden



Rotunda



Sensory Garden



Sunken Walkway



Waterfall

