

SPORTING CLUB MEASUREMENT GUIDE

It is important to take measurements for inclusion in your Access Guide. Potential customers will need these measurements to make an informed choice on the suitability of your venue.

This guide provides instructions for taking measurements and provides examples.

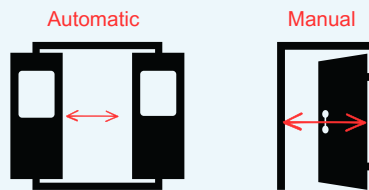


Measuring tape

- Measuring tapes are available in a variety of sizes.
- A three metre or five-metre-long tape will be sufficient.
- Please check the tape used has a metric scale on its ribbon. Many tapes will have both an imperial scale (inches and feet) on one side of the ribbon and a metric scale (millimetres and centimetres) on the other.
- Please record your measurements in mm.

Horizontal width of doors throughout your club.

- Main Entrance
- Alternative Accessible Entrance
- Visitors and Spectator Accessible Bathrooms
- Players Accessible Bathrooms

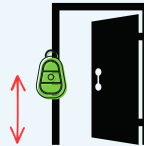


Measure the clear width of each door from the list above as shown. Please ensure to measure the clear space through the door opening.

1. Open door to its widest width.
2. Using measuring tape, measure from edge of actual door to opposite frame.
3. Record measurement in mm.

Height of access reader panel

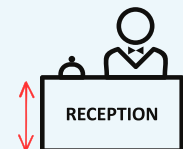
- Measure the operating height of the key system.
- Measure from the ground to the operating panel.
- Record measurements in mm.



Reception desk

Measure the height of the main service counter and the lower height counter, if applicable.

1. Please measure from the ground to the actual serving height.
2. Record measurements in mm.

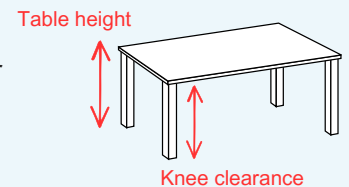


Height of tables in clubhouse

Measure the height and knee clearance of tables that are wheelchair accessible.

Wheelchair tables should have 4 sturdy legs. Table legs should not obstruct wheelchair footplates.

- To measure table height, you will need to measure from ground to top of table.
- To measure knee clearance, you will need to measure from beneath the top of the table to the ground.
- Record measurements in mm.



Height of serving counter

Measure the height of the main serving counter and the lower height counter, if applicable.

- Please measure from the ground to the actual serving height.
- Record measurements in mm.



Height of servery counter

Measure the height of the main serving counter and the lower height counter, if applicable.

- Please measure from the ground to the actual serving height.
- Record measurements in mm.



SPORTING CLUB MEASUREMENT GUIDE

Drinking fountain

Measure the operating height of the drinking fountain and the knee clearance if applicable. The knee clearance is the actual space for the knees of a person using a wheelchair to go when they roll up to the fountain.

1. Measure from the ground to the operating button.
 2. Measure from the ground to the operating button of bottle refill
 3. If applicable, please measure the knee clearance of water fountain station from beneath top of fountain to ground.
1. Record measurements in mm.

Make a note of the following (below):

This information can be found on the equipment.?

- Safe working load of seated pool hoist
- Safe working load of sling pool hoist

