

This communication board uses symbols to share wants, needs, and thoughts, assisting individuals with communication challenges.

An example; first, we are going to the kids area, next the library, then the bus stop.

Ways to use communication boards:

1. Point to symbols to convey messages.
2. Speak while pointing to assist board users.
3. Read words aloud while pointing, allowing partners to respond with "yes" or "no."
4. Encourage others to support communication difficulties by using the board.

# Communication Board


FIRST


NEXT


THEN

Yes

No

 Help

 Where is?

 I want

Toilet




Accessible toilet



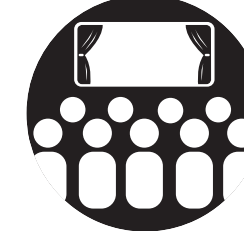
Bus stop



Train station



Stage



Quiet space




First Aid



Water




Time



Rest/Seating



Food




Dance



Market




Youth area



Kids area



Art gallery



Library



Town hall



Wheelchair access



Accessible viewing area



Map

