

Communication Board

Hastings Library

This communication board uses symbols to share wants, needs, and thoughts, assisting individuals with communication challenges.

An example; first, we will go to the toilet, then we will go to the computer.
Ways to use communication boards:

1. Point to symbols to convey messages.
2. Speak in full sentences pointing to assist board users.
3. Read words aloud while pointing, allowing partners to respond with "yes" or "no."
4. Encourage others to support communication difficulties by using the board.





FIRST


NEXT


THEN

 Yes

 No

 Help

 I want

 Something is wrong

 Where is

Accessible parking


Accessible toilet


Deaf/Hard of hearing



EFTPOS


Emergency


First Aid


Headphones


How much?


Large print


Library activities



Membership


Nappy change area



Printer


Public computer


Question


Receipt


Reception


Recharge station


Social Story


Storytime


Talking books


Toilet


Wi-Fi


Write it down




Scan QR code to download Social Story